

## 1. Private sector enterprise bargaining is on a steep decline

Agreements current in the private sector at each year end

2009	2014	2018
21,620	18,460	10,391

## 2. The FWC is receiving fewer agreements to approve

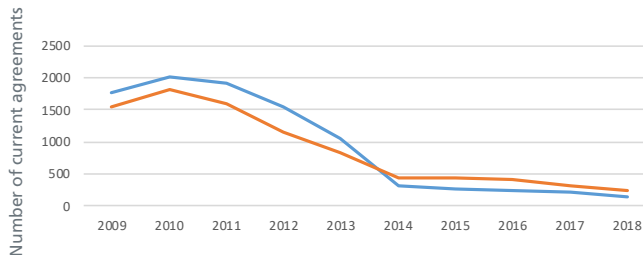
Total enterprise agreements lodged by year

2009-10	2013-14	2017-18
7,420	6,754	5,287

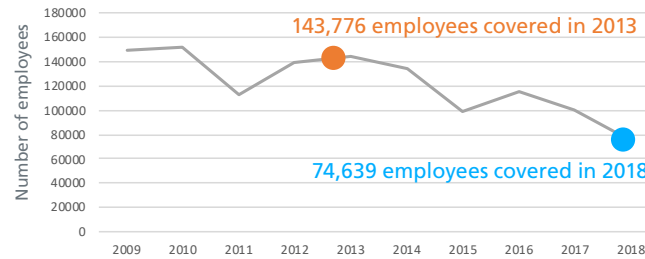
## 3. The number of private sector employees covered by enterprise agreement has fallen



## 4. The number of current (in-term) enterprise agreements has declined significantly in Hospitality and Retail



## 5. The Construction sector has also seen a sharp decrease



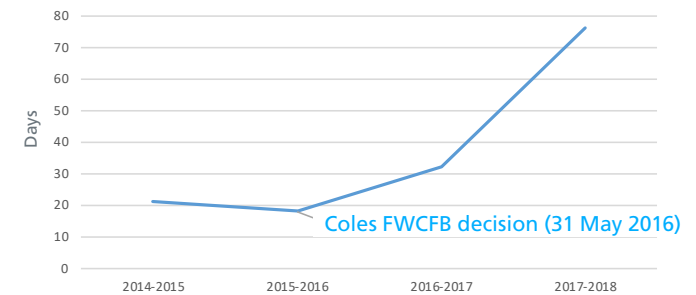
## 6. Wage growth under enterprise agreements is on the decline, reflecting wage growth generally

Average Annualised Wage Increase by sector %

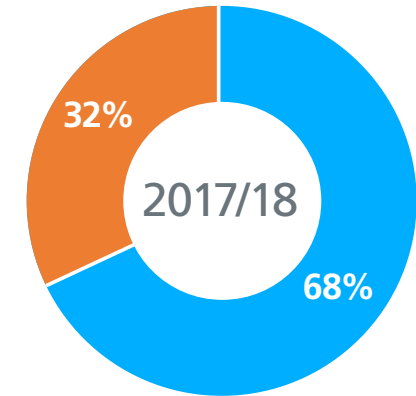
	2009	2014	2018
Retail	3.4	3.0	2.4
Hospitality	3.9	3.0	2.6
Construction	5.1	4.9	4.3
Manufacturing	3.9	3.3	2.6
Transport, Postal and Warehousing	4.0	3.5	2.5
Financial	3.6	3.1	2.7
Administrative	3.5	3.9	2.9

## 7. The approval process is more complex and rigorous

Time taken from lodgment for approval (days)



## 8. This has led to more undertakings being required by the FWC to cure defects and allow approval



Without undertakings With undertakings

### Sources:

- Department of Jobs and Small Business, Trends Historical Table (Current), <https://www.jobs.gov.au/trends-federal-enterprise-bargaining>
- Fair Work Commission, Annual Reports 2009-2010 to 2017-2018, <https://www.fwc.gov.au/about-us/reports-publications/annual-reports>